



# LWPLIFE-PRO-WM-WHT

## CLEVERTRONICS L10 LIFELIGHT PRO IP65 WALL MOUNT EMERGENCY LUMINAIRE - WHITE



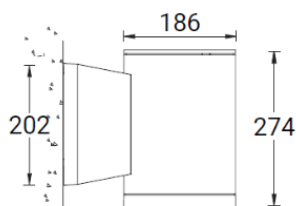
### PRODUCT INFORMATION

Part Number	LWPLIFE-PRO-WM-WHT
MIC	AUT01320060001
Description	L10 Optimum LifeLight PRO, IP65 Wall Mounted Emergency Luminaire, White Clevertest Plus Enabled (Not activated by default)
Construction	Die Cast Aluminium Body, Stainless Steel Screws, Clear Toughened Glass
Mounting	Wall Mount
Dimensions L x W x H	See drawing
Weight	5kg
Operating Mode	Non-maintained
Testing System	Enabled with Clevertest Plus
Battery	Lithium Nanophosphate, 3.3V 5000mAh
Charging Method	Intelligent Current Limited Constant Voltage
Lamp(s)	2 x 3W LED (Lifetime warranty on the Lamp head and loom Assembly)
Operating Voltage	240V AC; 50Hz
Power Consumption	0.4 Watts (Standby), 2.7 Watts (Max)
IP Rating	IP65
IK Rating	IK10
Operating Temperature	0°C to 40°C
AS2293 Classification	C <sub>0</sub> =D50 C <sub>90</sub> =D50
Applicable Standards	AS/NZS3820, CISPR15, AS/NZS2293.3
Compliance Marking (RCM)	

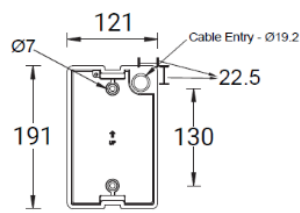
### REPLACEMENT PARTS

PART NUMBER	DESCRIPTION
1530230	BATTERY:L10 3.3V 5AH. 200mm lead.no Brkt
1100838	Lifelight Pro Head Assembly, Ld:280mm,Round, Gen 2
LLIFE-PRO-CKIT-NP	Lifelight Pro, Control Only, Batten, L10, NP

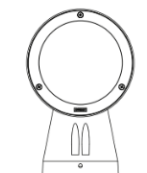
The product details described in this document are current as at the version date of the document. We reserve the right to change product design, specifications or materials (Specifications) as part of our continuous improvement program. Please confirm the applicable Specifications at the time of placing your order



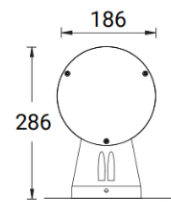
Side View



Mounting Plate



Bottom View



Top View